



SINCE 1896

REPORT

Intertek ETL SEMKO

3933 US ROUTE 11 CORTLAND, NEW YORK 13045

Order No. 3101026

Date: July 21, 2006

REPORT NO. 3101026CRT-001c

**IMPACT SOUND TRANSMISSION TEST
ON 8MM THICK (INSTACLIC) LAMINATE FLOORING
OVER "SILENTGUARD" UNDERLAYMENT ON
A CONCRETE FLOOR WITH A DROP CEILING**

RENDERED TO

**MOHAWK INDUSTRIES, INC.
5081 HIGHWAY 114
LYERLY, GEORGIA 30730**

INTRODUCTION

This report gives the result of an Impact Sound Transmission test on 8mm thick (Instaclic) laminate flooring over "SilentGUARD" underlayment. The laminate and underlayment were selected and supplied by the client and received at the laboratories on June 23, 2006. The samples appeared to be in new, unused condition upon arrival.

AUTHORIZATION

Purchase Order No. 2856973-OP and signed Intertek Quote No. 500000367.

TEST METHOD

The floor system was tested in general accordance with the American Society for Testing and Materials designation ASTM E492-04, "Standard Test Method for Laboratory Measurement of Impact Sound Transmission Through Floor-Ceiling Assemblies Using the Tapping Machine". It was classified in accordance with ASTM E989-89 (Re-approved 1999), entitled, "Standard Classification for Determination of Impact Insulation Class (IIC)".

An independent organization testing for safety, performance, and certification.

This report is for the exclusive use of Intertek's Client and is provided pursuant to the agreement between Intertek and its Client. Intertek's responsibility and liability are limited to the terms and conditions of the agreement. Intertek assumes no liability to any party, other than to the Client in accordance with the agreement, for any loss, expense or damage occasioned by the use of this report. Only the Client is authorized to copy or distribute this report and then only in its entirety. Any use of the Intertek name or one of its marks for the sale or advertisement of the tested material, product or service must first be approved in writing by Intertek. The observations and test results in this report are relevant only to the sample tested. This report by itself does not imply that the material, product, or service is or has ever been under an Intertek certification program. Measurement uncertainty budgets have been determined for applicable test methods and are available upon request.

GENERAL

The test method is designed to measure the impact sound transmission performance of a floor-ceiling assembly, in a controlled laboratory environment. A standard tapping machine (Bruel & Kjaer Type 3207) was placed at four positions on a test floor that forms the horizontal separation between two rooms, one directly above the other. The data obtained was normalized to a reference room absorption of 10 square meters in accordance with the test method.

The standard also prescribes a single-figure classification rating called "Impact Insulation Class, IIC" which can be used by architects, builders and code authorities for acoustical design purposes in building construction.

The IIC is obtained by matching a standard reference contour to the plotted normalized one-third octave band sound pressure levels at each test frequency. The greater the IIC rating, the lower the impact sound transmission through the floor-ceiling assembly.

DESCRIPTION OF THE FLOOR/CEILING ASSEMBLY

The floor/ceiling assembly system consisted of a 6 inch thick concrete floor with a drop ceiling below forming the horizontal separation between two rooms, one directly above the other. The drop ceiling consisted of 14 inch deep steel bar joists spaced 38 inches on center. The ceiling construction consisted of 2 x 4 inch wood bolted to the bar joists. The 2 x 4 inch wood was spaced 24 inches on center. Resilient channels (1/2 inch single leaf) were positioned on 16 inch centers between the furring strips and the 1/2 inch gypsum board. Sound attenuation batts (U.S.G. Thermofiber), four (4) inches in thickness were placed between the joists in the formed cavity. The receiving room below measured 1440 cubic feet.

DESCRIPTION OF TEST SPECIMEN

The test specimen consisted of 47-1/4 long by 7-1/2 wide by 8mm thick (Instaclic) laminate flooring over "SilentGUARD" underlayment. The underlayment weighed 0.068 pounds per square foot and measured a nominal 0.08 inches in thickness.

Checked by 

RESULTS OF TEST

The data obtained in the room below the panel normalized to $A_0 = 10$ square meters, is as follows:

<u>1/3 Octave Band Center Frequency Hertz</u>	<u>1/3 Octave Band Sound Pressure Level dB re 0.0002 Microbar</u>
100	60
125	54
160	54
200	55
250	56
315	56
400	53
500	51
630	49
800	45
1000	41
1250	38
1600	34
2000	30
2500	27
3150	21
Impact Insulation Class (IIC)	60

PRECISION

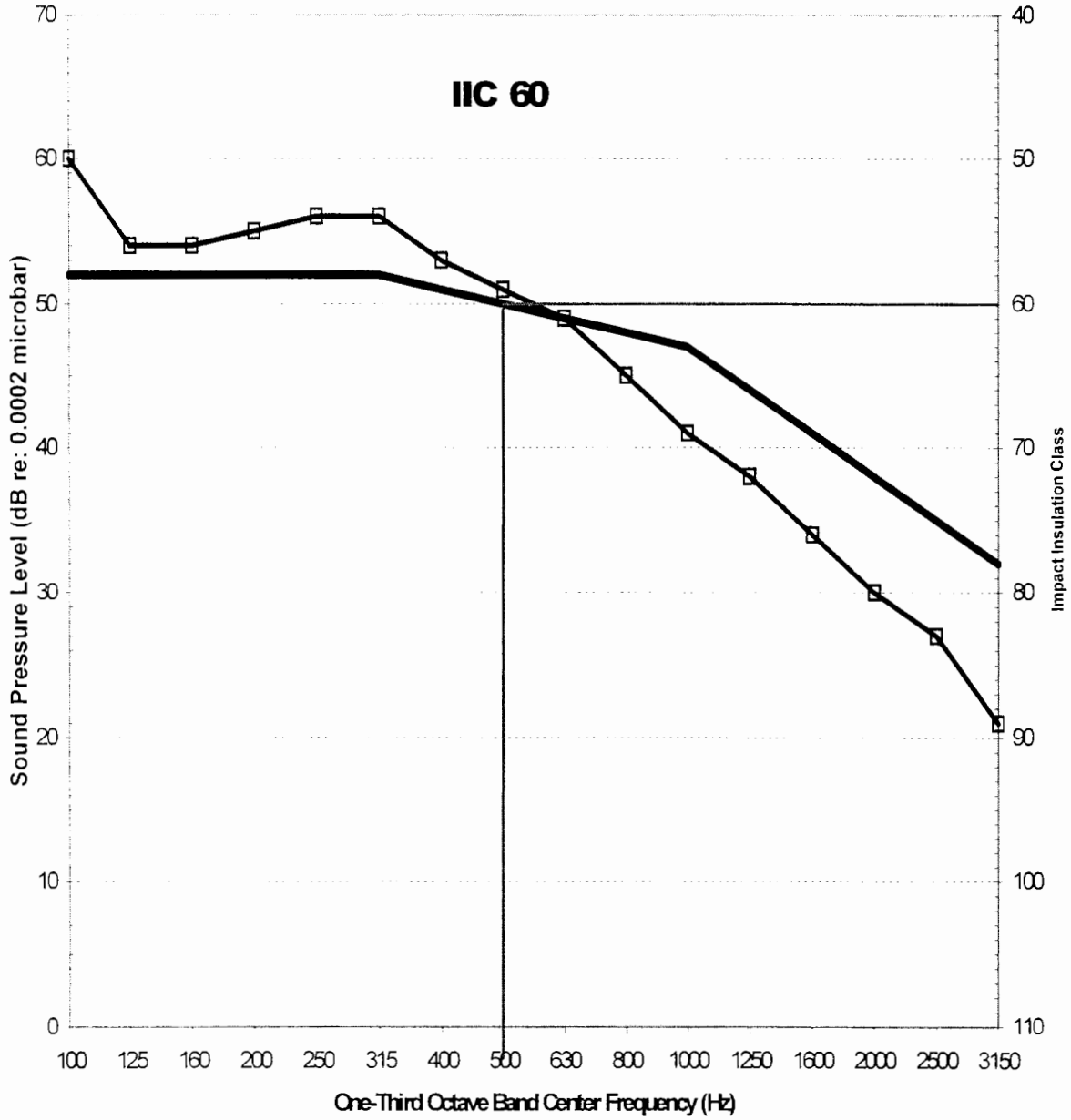
The 95% uncertainty level for each tapping machine location is less than 3 dB for the 1/3 octave bands centered in the range from 100 to 400 Hz and less than 2.5 dB for the bands centered in the range from 500 to 3150 Hz.

For the floor/ceiling construction, the 95% uncertainty limits (ΔL_n) for the normalized sound pressure levels were determined to be less than 2 dB for the 1/3 octave bands centered in the range from 100 to 3150 Hz.

Checked by: 

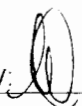
8MM THICK LAMINATE FLOORING OVER "SILENTGUARD" UNDERLAYMENT

Impact Insulation Class



Legend: □ Impact Sound Pressure Level — IIC Contour

MOHAWK INDUSTRIES, INC.

Checked by: 

REMARKS

1. Curing Period: None
2. Ambient Temperature: 74 °F
3. Relative Humidity: 52%

CONCLUSION

The test method employed for this test has no pass-fail criteria; therefore, the evaluation of the test results is left to the discretion of the client.


Date of Test: June 26, 2006

Report Approved by:



James H. Nickelsen
Senior Project Engineer
Acoustical Testing

Report Reviewed By:



James R. Kline
Engineer/Quality Supervisor
Acoustical Testing

Attachments: None